

9750

IRVINE BLVD

Irvine Spectrum / California



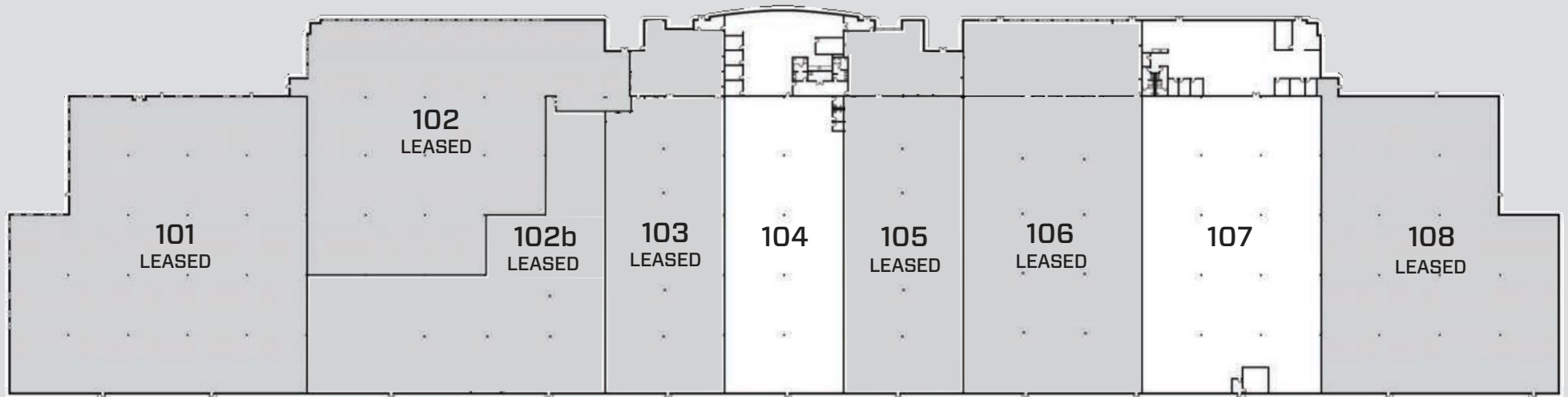
[CLICK HERE FOR VIRTUAL TOUR](#) 

LBALogistics 

CLASS A
INDUSTRIAL FACILITY
348,569 SF

29,400 SF and 43,323 SF Still Available





LBA LOGISTICS IS PLEASED TO OFFER A RARE OPPORTUNITY TO OCCUPY INDUSTRIAL SPACE LOCATED IN THE HEART OF THE INTERNATIONALLY RECOGNIZED IRVINE SPECTRUM SUBMARKET.

- 29,400 and 43,323 SF still available
- 24' MINIMUM CLEAR HEIGHT
- 47' X 47' COLUMN SPACING (TYPICAL)
- FIRE SPRINKLER RATING: .33/3,000 GPM
- POWER: 400A AT 277/480V PER SUITE
- 24 DOCK HIGH DOORS (Expandable)
- 6 GRADE LEVEL DOORS (Expandable)
- AMPLE PARKING AVAILABLE

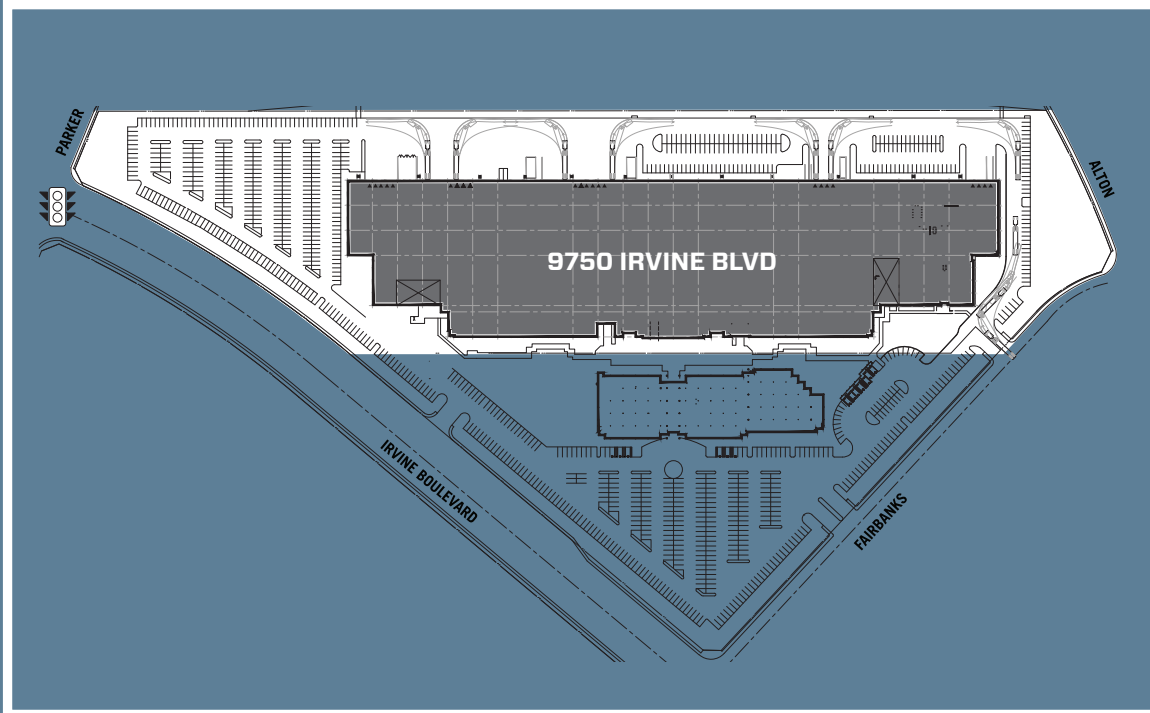
SPACE HIGHLIGHTS

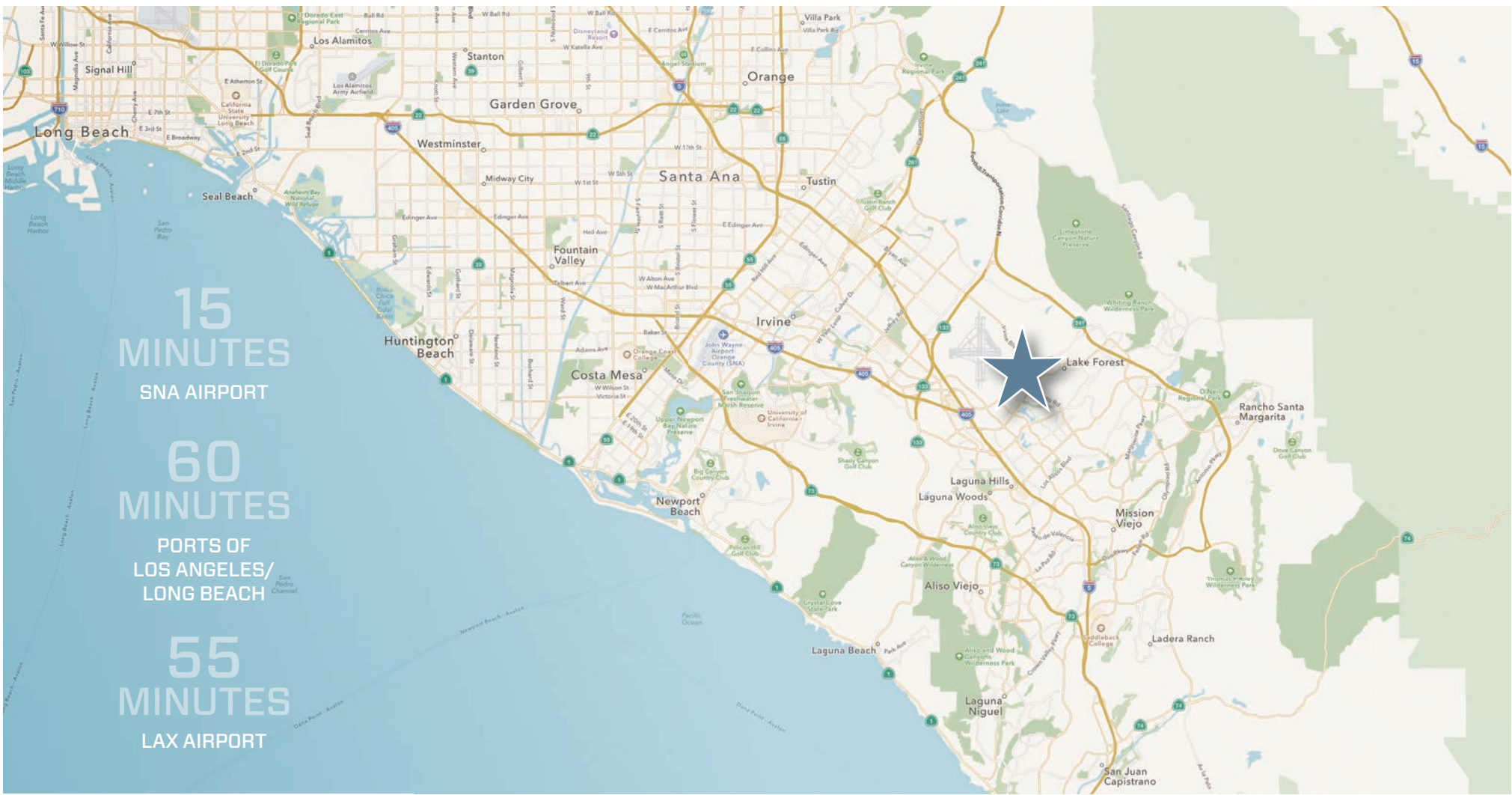


SITE FEATURES

- ± 348, 569 SF ON ± 26.22 ACRES
- TRANQUIL OUTDOOR COURTYARD
- CLOSE TO 1.2M SF OF AMENITIES AT WORLD-CLASS IRVINE SPECTRUM CENTER
- DIRECT ACCESS TO THE 405, 5, 133 FREEWAYS AND 241 TOLL-ROAD
- ONE BLOCK FROM METROLINK STATION
- 15 MINS TO JOHN WAYNE AIRPORT;
55 MINS TO PORT OF LOS ANGELES
AND PORT OF LONG BEACH

OWNED AND MANAGED BY LBA LOGISTICS





9750 IRVINE BOULEVARD, IRVINE, CA



LBALogistics

STEVE WAGNER

Lic.# 01314652

949.885.2923

steve.wagner@am.jll.com

LOUIS TOMASELLI

Lic.# 00904844

949.885.2985

louis.tomaselli@am.jll.com

ZACH NILES

Lic.# 01311756

949.885.2922

zach.niles@am.jll.com

